

Water Management Solutions  
Wastewater  
Australia

# Packaged Pump Stations

## Wastewater & Surface Water

Domestic & Commercial Solutions



[kingspan.com.au/wastewater](http://kingspan.com.au/wastewater)



# About Kingspan

At Kingspan, we pride ourselves on our longevity, experience, continued innovation and unrivalled customer service.

For over 85 years, Kingspan Water & Energy has been a global market leader and trusted source of expert advice for packaged pump stations, rainwater harvesting, water storage, wastewater treatment and portable energy storage solutions in Australia. We have products for residential, commercial and rural projects.

Our Packaged Pump Station Range has been built using more than 65 years

global experience and knowledge, so you can benefit from proven and trusted engineering and design.

Kingspan's Pump Station range is perfect for domestic and commercial applications where the layout requires the pumping of either Wastewater or Surface Water.

The range is available Australia wide.



# Expert Technical Support

With over 65 years global experience in the design and manufacture of both standard stock and project specific packaged Wastewater & Surface Water Pump Stations. You can rely on Kingspan Water & Energy to provide you with an efficient, cost effective solution that is designed to meet the requirements of your budget, the project and the Local Council.

Upfront design is very important to ensure a system meets the demands of the project and the local council. Working with you or your consultant, Kingspan will calculate the project requirement and specify the correct storage volume and pump design to meet the on-site parameters.

System options can be discussed, to ensure the supplied system fully meets with the client's expectation in operating and maintaining the system, when they take ownership


If required, Kingspan, via a network of accredited partners, can provide professional project installation, commissioning and maintenance.

Please do not hesitate to contact our technical applications team, to discuss your project and receive a technical proposal and quotation.

Kingspan pride themselves in supplying quality, cost effective solutions to meet your Packaged Wastewater & Surface Pumping needs.

Email  
[sales.au@kingspan.com](mailto:sales.au@kingspan.com)

Telephone  
1300 736 562



# Applications

-  Single Domestic Homes
-  Offices
-  Leisure
-  Schools & Colleges
-  Public Buildings
-  Mine and Site Accommodation
-  Hospitality
-  Agricultural
-  Multi Residential Domestic
-  Rainwater Harvesting
-  Transport
-  Petrol Service Station



# Product Benefits

- Commercial & Domestic applications Single and Dual Pump Systems
- Full range of Glass Reinforced Plastic Chambers – 20,000 to 300,000L in capacity
- Guide rail mounted or Free-standing configuration
- Full range of roto moulded chambers 250-10,000L in capacity
- Optional Internal Ladders
- Chambers – Strong, lightweight single piece construction
- Range of suitable access covers to suit location and loading requirement
- Custom pipework connections or Plumber install on site
- Fully packaged system delivered direct to site
- Chambers designed and manufactured in accordance with AS1546.1
- Full range of Wastewater & Surface Water Pumps from leading pump manufacturers
- Full range of electronic control panels to suit budget and operation modes
- BMS Connectivity
- Customised technical support offered from our in-house technical teams


# Standard Pump Chamber Dimensions

Reference	Model	Diameter	Height	Weight (empty)
WW-PCHAM250	250 Ltr Polyethylene Chamber	630mm	875mm	15kg
WW-PCHAM700	700 Ltr Polyethylene Chamber	1050mm	1100mm	35kg
WW-PCHAM1200	1200 Ltr Polyethylene Chamber	1050mm	1660mm	70kg
WW-PCHAM1600	1600 Ltr Polyethylene Chamber	1100mm	2000mm	125kg
WW-PCHAM2000	2000 Ltr Polyethylene Chamber	1100mm	2500mm	190kg
WW-PCHAM3000	3000 Ltr Polyethylene Chamber	1650mm	2170mm	250kg
WW-PCHAM5000	5000 Ltr Polyethylene Chamber	1825mm	2500mm	350kg


Experience

OVER  
**65**  
YEARS

Project Specific



Global



## OUR LOCATIONS

We manufacture at each of our four locations:

### SYDNEY

3 Herbert Place  
Smithfield NSW 2164

### MELBOURNE

55 Ricky Way  
Epping VIC 3076

### BRISBANE

Unit 2/59 Link Drive  
Yatala QLD 4207

### PERTH

54 Collopy Road  
Hazelmere WA 6105



1300 736 562

[kingspan.com.au/wastewater](http://kingspan.com.au/wastewater)  
[sales.au@kingspan.com](mailto:sales.au@kingspan.com)

We take every care to ensure that the information in this document is accurate at the point of publication. Dimensions may vary (within a small parameter) due to manufacturing process variations or environmental conditions. All images are for illustration purposes only and, along with dimensions, should not be taken as binding. The actual product may vary and aspects such as equipment specification/ colour may differ. To ensure you are viewing the most recent and accurate product information, please visit this link: <https://www.kingspan.com/au/en-au/packaged-pump-stations-brochure> @Kingspan and the Lion Device are Registered Trademarks of the Kingspan Group in the UK, Ireland and other countries. All rights reserved.

